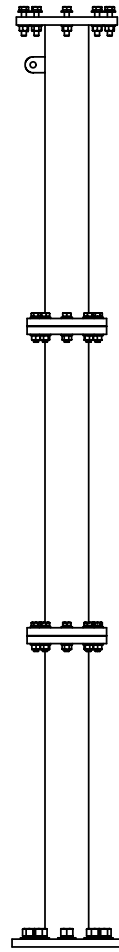
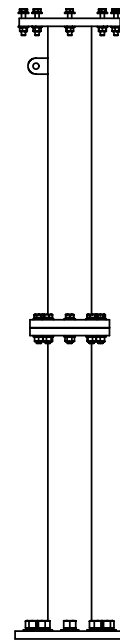


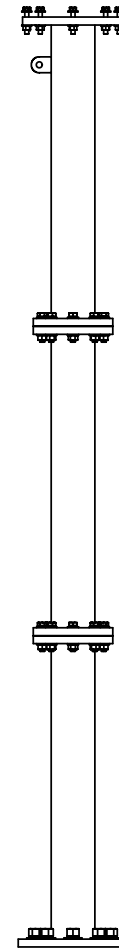
S594 TOWER 10FT  
355.22 kg kg



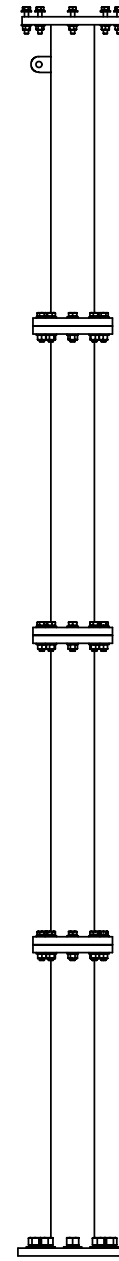
S594 TOWER 15FT  
503.98 kg kg



S322 TOWER 10FT  
355.41 kg kg



S322 TOWER 15FT  
504.18 kg kg



S322 TOWER 20FT  
652.94 kg kg



S322 TOWER 25FT  
801.45 kg kg

